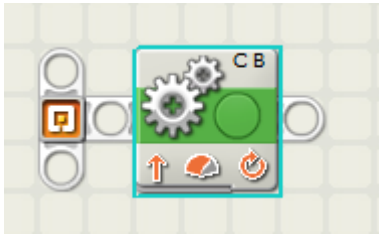



Coaches' Workshop 2010 Programming

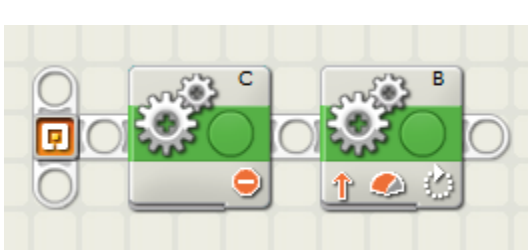
Moving Forward

	<p>Configuration Change duration to 3 rotations</p> <p>Try This! See what happens when you vary the direction, duration, and power</p>
---	--


Point Turn

	<p>Configuration Turn slider all the way to the left Duration is 360 degrees</p> <p>Try This! Vary the direction, duration and power of the turn. Try to turn the robot 90 degrees.</p>
---	---

Swing Turn

	<p>Configuration 1st Move Block: Motor C only, stopped 2nd Move Block: Motor B only, duration is 360 degrees (not rotations)</p> <p>Try This! Turn the opposite direction by changing the settings. Adjust the duration to turn precisely 90 degrees.</p>
---	---

Move Until Touch

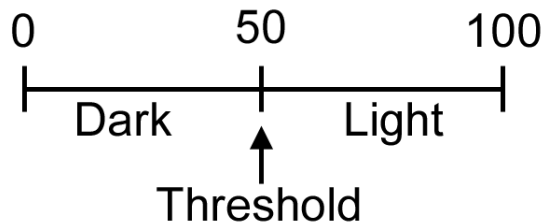
	<p>Configuration 1st Block: Unlimited duration 3rd Block: Stopped</p> <p>Try This! Configure the wait block to wait for time instead of a touch sensor reading.</p>
---	---

Calculating Threshold

Light Value: _____

Dark Value: _____

Average (threshold): _____



Move Until Dark



Configuration

- 1st Block: Unlimited Duration
- 2nd Block: Wait until *less than* your threshold
- 3rd Block: Stop

Try this!

Vary the threshold. What happens?
Vary the 1st Block's power level.

Sound Block



Configuration

Sound file: !Attention

Try This!

Change the sound file.
Play a tone instead of a file.
Play a sound when the touch sensor is pressed.

Display Block



Configuration

- 1st Block: Text = "Programming"
- 2nd Block: Uncheck "Clear"; Line = 5; Text = "is fun!"

Try This!

Display pictures instead of text
Put the text on three lines instead of two